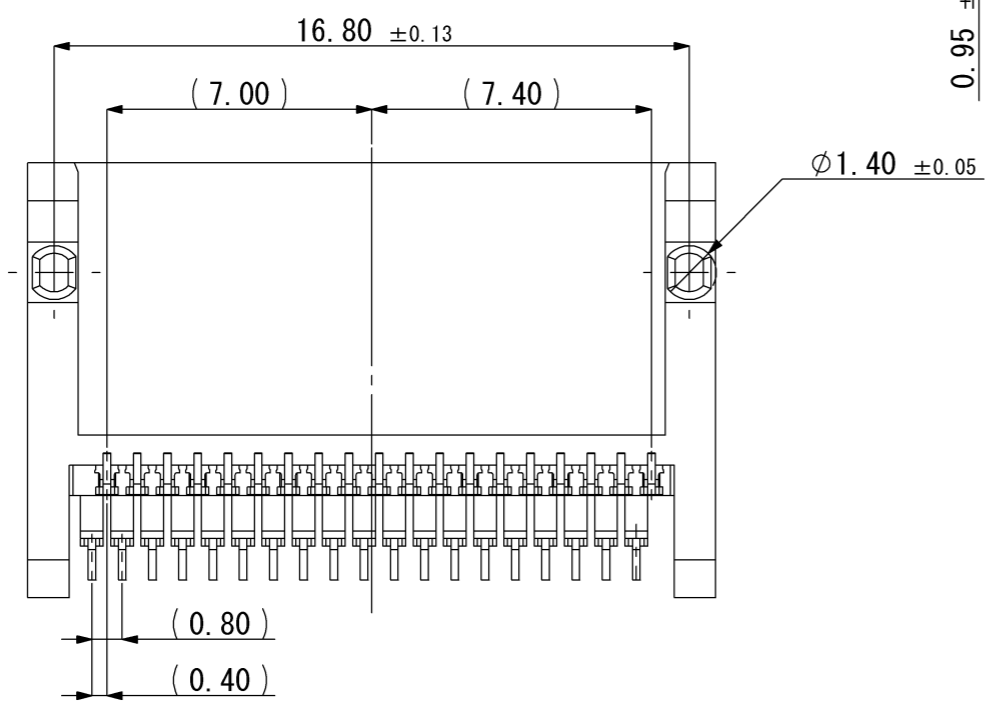
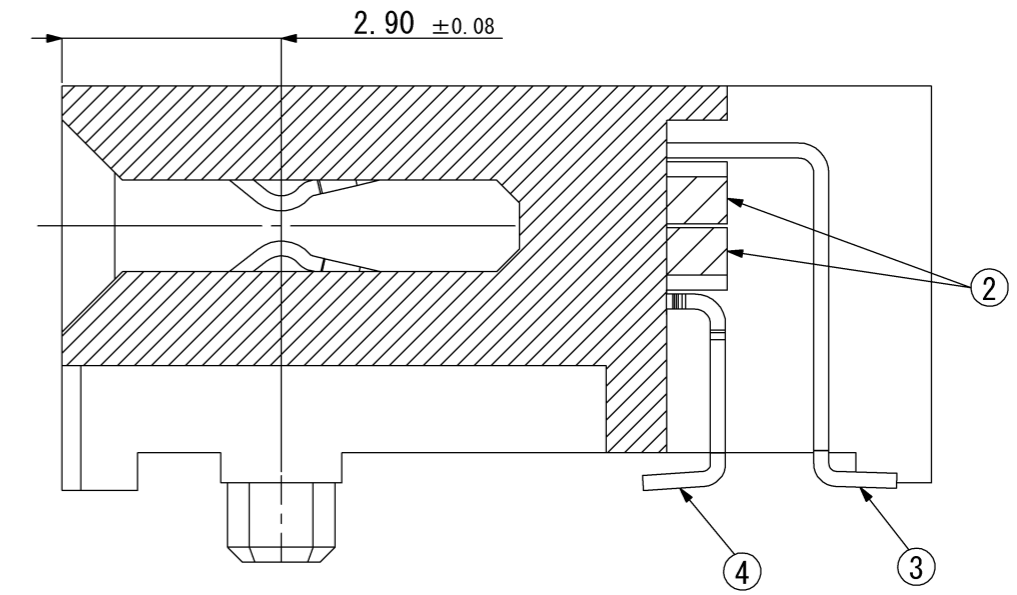
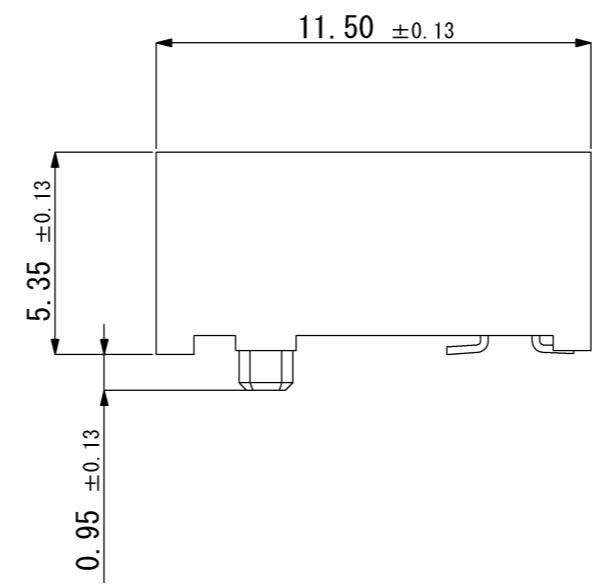
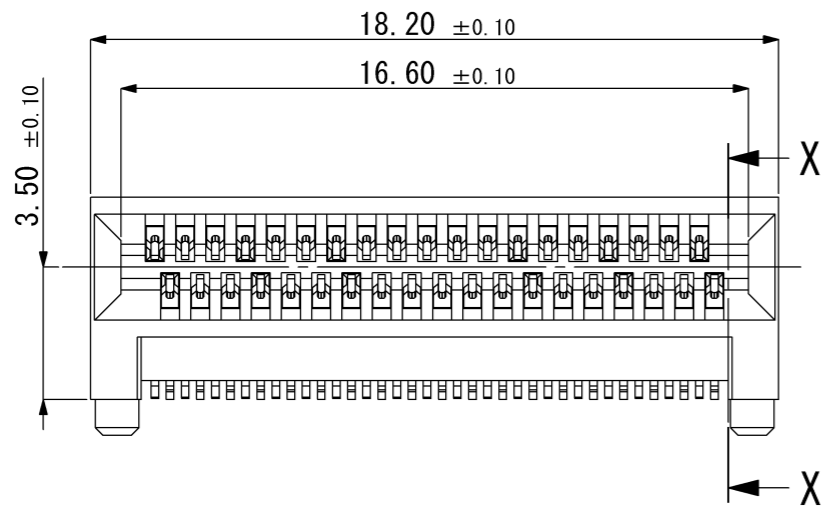
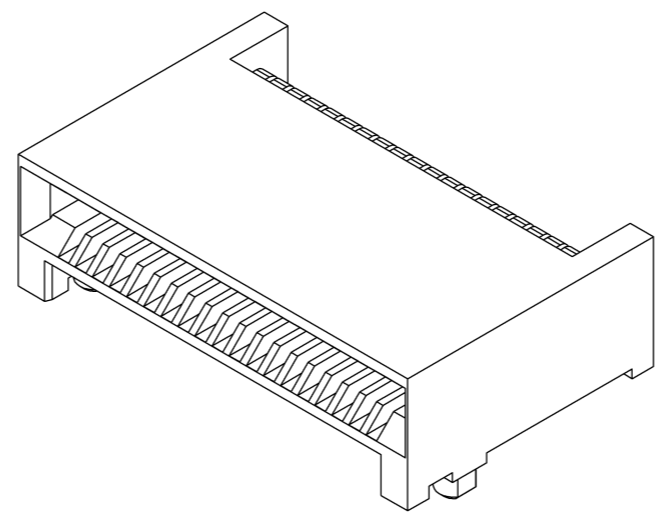
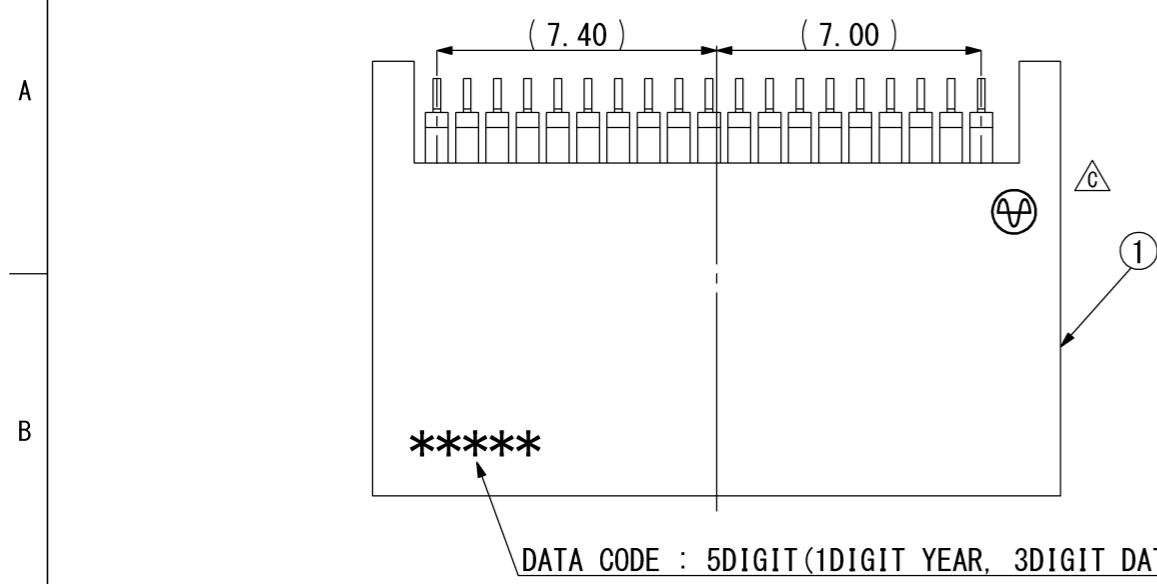


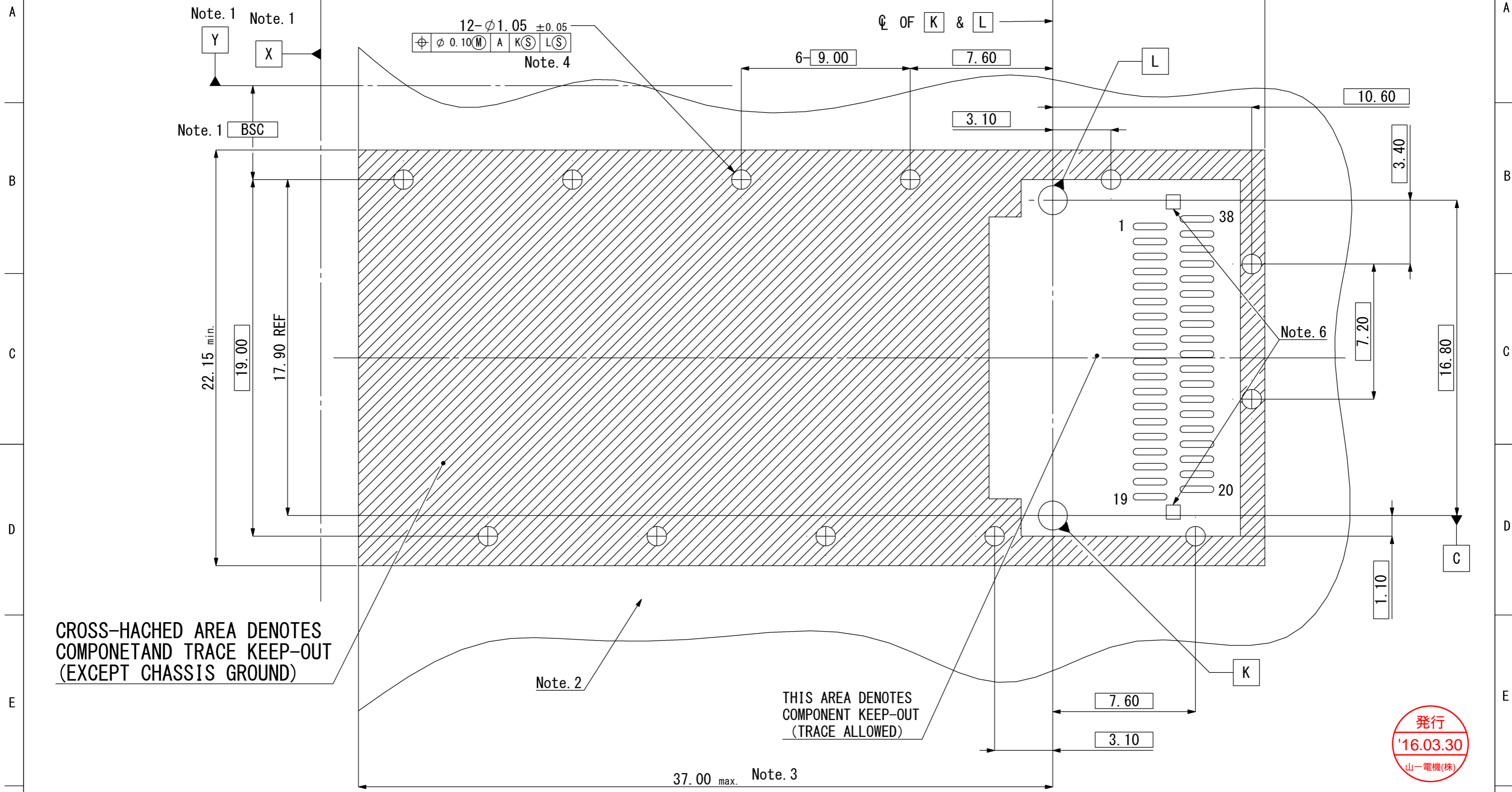
記号x数	変更内容 REVISION DESCRIPTION	承認	検図	担当	年月日	変更通知書No.
△ x 3	材料変更、誤記訂正のため	伊東	佐藤	松多	12/12/25	M125755
△ x 1	山マーク位置変更	伊東	佐藤	松多	16/03/25	M130586
△ x						
△ x						
△ x						



発行  
 '16.03.30  
 山一電機(株)

4	Contact (Lower)	19	PB t0.20	Contact Area: Ni Base 2.5-4.5 μm, Au0.40 μm Min., Terminal Area: Sn1.0-3.0 μm
3	Contact (Upper)	19	PB t0.20	Contact Area: Ni Base 2.5-4.5 μm, Au0.40 μm Min., Terminal Area: Sn1.0-3.0 μm
2	Mold	2	LCP	BLACK(UL94 V-0)
1	HOUSING	1	LCP	BLACK(UL94 V-0)
部品番号 ITEM	部品名 DESCRIPTION	個数 QNT.	材質・寸法 MATERIAL	記事 CONTENT

山一電機株式会社 YAMAICHI ELECTRONICS Co.,Ltd.						分類 (CLASS)	QSFP Connector
						名称 (TITLE)	CN120-038-0002
尺度 (SCALE)	5/1	承認 (APP.)	承認 (APP.)	検図 (CHK.)	製図 (DRW.)	設計 (DSGN.)	図番 (DRW. NO.)
単位 (DIMENSION)	mm		11/05/25	11/05/25	11/05/24	11/05/24	A112857-001
三角図法 (3RD. ANGLE PROJECTION)			T. Ito	S. Yoshida	S. Morita	T. Ito	Sheet No. 1/3 REV. C



CROSS-HACHED AREA DENOTES COMPONENT AND TRACE KEEP-OUT (EXCEPT CHASSIS GROUND)

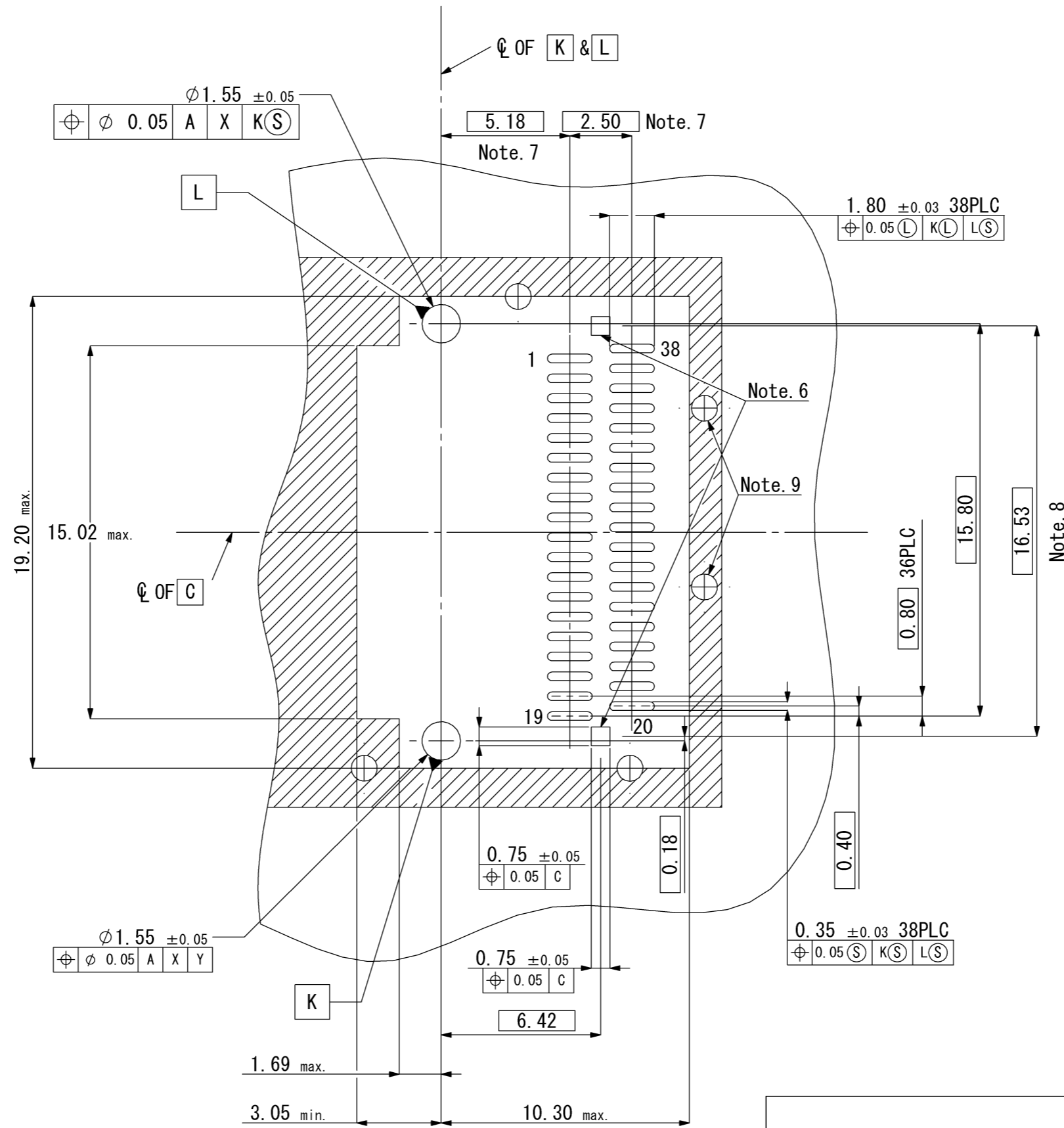
THIS AREA DENOTES COMPONENT KEEP-OUT (TRACE ALLOWED)

- Note. 1 X AND Y ESTABLISHED BY CUSTOMER'S FIDUCIAL.
- Note. 2 DATUM A IS TOP SURFACE OF HOST BOARD.
- Note. 3 LOCATION OF EDGE OF PCB IS APPLICATION SPECIFIC.
- Note. 4 FINISHED HOLE SIZE.
- Note. 5 Compatible with SFF-8436 & SFF-8672
- Note. 6 These two pads specified in SFF-8436 are not used. (Not required)



山一電機株式会社 YAMAICHI ELECTRONICS Co.,Ltd.						分類 (CLASS) QSF Connector	
名称 (TITLE) CN120-038-0002						図番 (DRW. NO.) A112857-001	
尺度 (SCALE) 5/1 単位 (DIMENSION) mm 三角図法 (3RD. ANGLE PROJECTION)	承認 (APP.) 11/05/25 T. Ito	承認 (APP.) 11/05/25 S. Yoshida	検図 (CHK.) 11/05/24 S. Morita	製図 (DRW.) 11/05/24 T. Ito	設計 (DSGN.) 11/05/24 T. Ito	図番 (DRW. NO.) A112857-001	Sheet No. 2/ REV. C

A  
B  
C  
D  
E  
F



Note. 7 CENTERLINE TOP OF PAD.  
 Note. 8 SURFACE TRACES PERMITTED WITHIN THIS LENGTH.  
 Note. 9 INDICATED HOLES ARE OPTIONAL.

発行  
 '16.03.30  
 山一電機(株)

						山一電機株式会社 YAMAICHI ELECTRONICS Co.,Ltd.	
						分類 (CLASS) QSFP Connector	
						名称 (TITLE) CN120-038-0002	
尺度 (SCALE) 5/1 単位 (DIMENSION) mm 三角図法 (3RD. ANGLE PROJECTION)	承認 (APP.)	承認 (APP.)	検図 (CHK.)	製図 (DRW.)	設計 (DSGN.)	図番 (DRW. NO.) A112857-001 Sheet No. 3/	REV. C
		11/05/25	11/05/25	11/05/24	11/05/24	A3-A2-SW006	