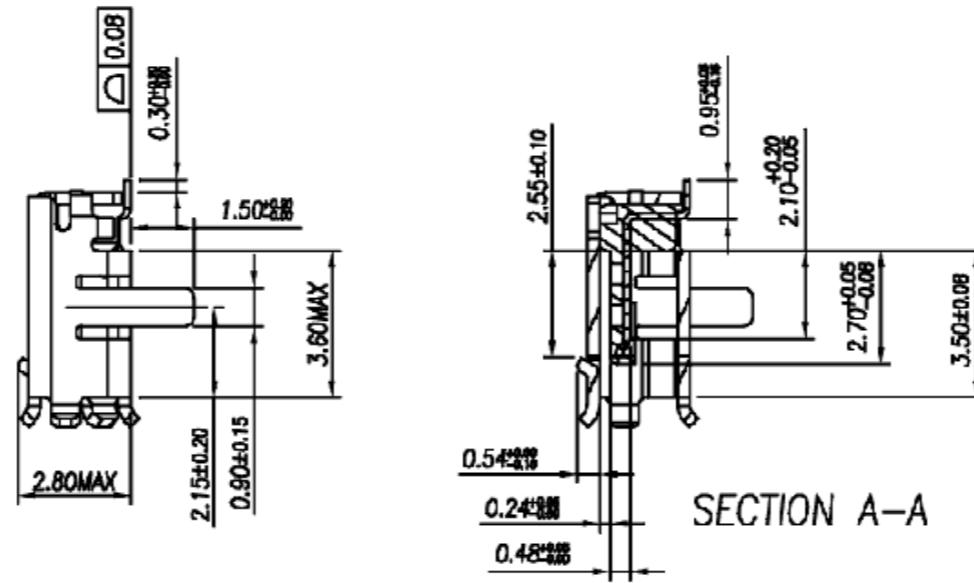
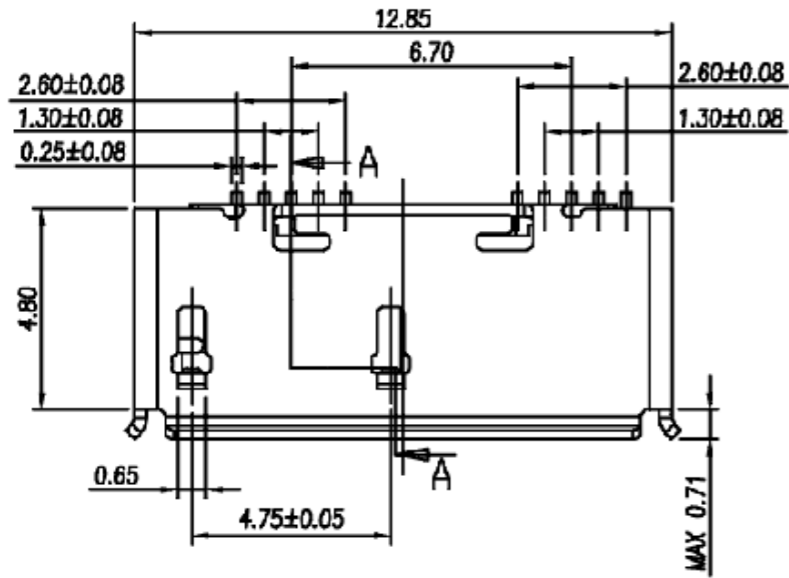


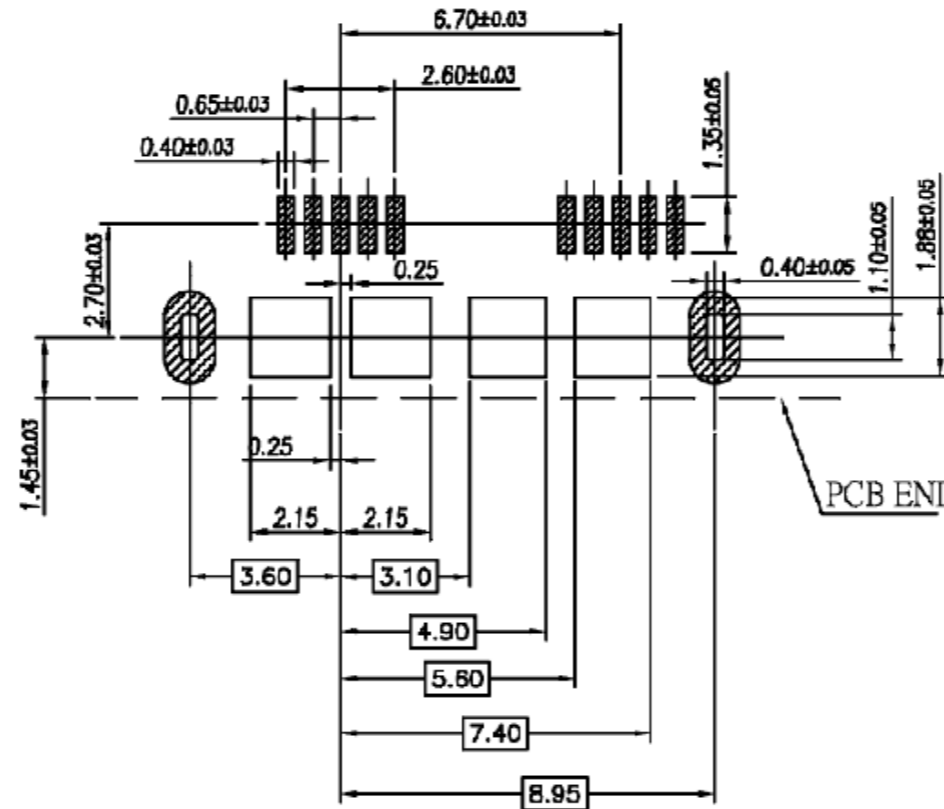
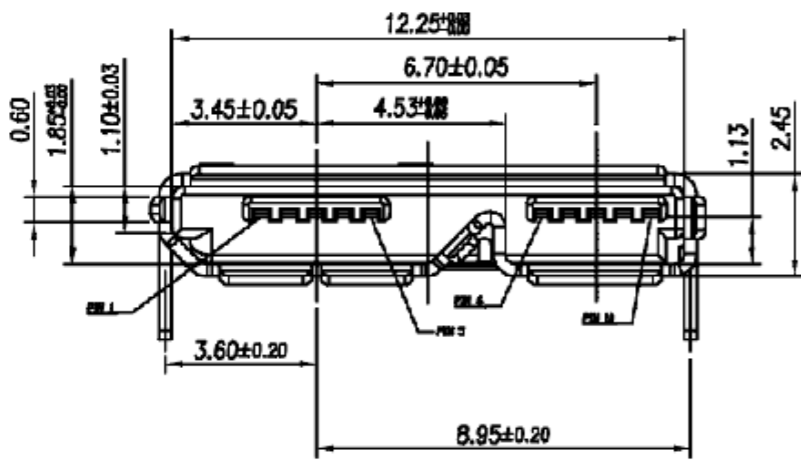
THE INFORMATION CONTAINED IN THIS DRAWING IS THE SOLE PROPERTY OF YAMAICHI ELECTRONICS DEUTSCHLAND GmbH. ANY REPRODUCTION IN PART OR WHOLE WITHOUT THE WRITTEN PERMISSION OF YAMAICHI ELECTRONICS DEUTSCHLAND GmbH IS PROHIBITED.

**CONFIDENTIAL**

Customer approved



PIN NUMBER	SIGNAL NAME
PIN 1	VBUS
PIN 2	D+
PIN 3	D-
PIN 4	ID
PIN 5	GND
PIN 6	MicB_SSTX-
PIN 7	MicB_SSTX+
PIN 8	GND_DRAIN
PIN 9	MicB_SSRX-
PIN 10	MicB_SSRX+
SHELL	Shield



**NOTE:**

- MATERIAL :**
  - 1-1. HOUSING : LCP UL94V-0 ; COLOR : BLACK
  - 1-2. CONTACT : BRASS C2680-H
  - 1-3. SHELL : STAINLESS STEEL SUS-304 T=0.30mm
- FINISH :**
  - 2-1. CONTACT :
    - CONTACT AREA : 15 MICRO INCHES MIN. GOLD PLATED
    - SOLDER AREA : TIN
    - UNDER PLATE : NICKEL
  - 2-2. SHELL : NICKEL PLATED OVER ALL

Unless otherwise specified :  
Dimensions are in millimeters

TOLERANCES :  
 .XXXX ± 0.05 ANG ± 1°  
 .XXX ± 0.10  
 .XX ± 0.20  
 X ± 0.25

REV.	REVISION DESCRIPTION	INITIALS	REV. DATE
△			
△			
△			
△			
003			



Order / Article No. 24-02519

DO NOT SCALE DRAWING

T011 24.02.2020

NOTES:

A3

NAME	DATE
CREATED MEZ	01.10.2012
MODIFIED T022	25.02.2020
RELEASED T011	02.04.2020

CLASSIFICATION: Micro USB3.0, B type, SMT  
Female, 10 way, hook 1.5mm  
USB-3.0MC-10B-S9-BL-R

DWG NO.: Customer-P(028)A112

REVISION: 003

Yamaichi acts with all markings of the product exclusively on behalf of the customer as service provider and not as distributor. Yamaichi is not aware of the customer's end use/application. The customer indemnifies Yamaichi from any liability towards third parties in connection with the marking - with the exception of the legal exclusions of liability according to § 309 No. 7 BGB. Specification/Drawing subject to alteration without prior notice

**RoHS compliant acc. to directive 2011/65/EU**

WEIGHT: 0.08

SUBREV01

SCALE: 10:1

SHEET 1 OF 1

A3 - ASSEMBLY